



## Fall 2021 Climate Survey Narrative Summary

### Climate Survey Purpose and Administration

The Fall 2021 Campus Climate Survey assessed both the level of awareness and understanding of Pratt policies and processes and state and federal regulations surrounding Title IX and Sexual misconduct. It also measured sentiment regarding safety efforts on campus during a 3-week period in November. All students, faculty and staff were invited to take the survey. This included a total of 7,565 individuals connected to the Brooklyn and Manhattan campuses in the roles of credit and non-credit students, full and part-time faculty and full and part-time staff (both permanent and temporary).

### Profile of Respondents

1,708 unique individuals responded to the survey for an overall response rate of 23%. The respondents came from all walks of Pratt life. 62 respondents self-identified as belonging to more than one constituency group. Of these, two respondents identified with 4 or more groups, the remainder identified with 2. 12% self-reported as identifying with non-traditional gender roles. 60% identified as minority with 15% of the total population responses evaluating as underrepresented minorities (URM). While 64% indicated that their primary role at Pratt was that of student, nearly 4% stated that they filled multiple roles at the institute.

### General Knowledge

82% of those responding agreed that Pratt has policies related to Title IX and sexual misconduct. Similar percentages indicated being informed about Title IX in general and the concept of affirmative consent, with a lower number (43%) aware of Article 129b. The impressive level of awareness, however, was somewhat tempered by the fact that 46% of respondents were not sure who to contact in the event of an incident. While 74% indicated that they were prepared to "provide a supportive response," it is unclear if that supportiveness would be emotional or process related.

### Title IX / Sexual Misconduct

Over 65% of respondents indicated agreement that Pratt would act appropriately in the case of a Title IX incident report. Generally, older community members (age 45+) were more trusting of the process. Although a small population (5 respondents) Transgender Females were the least trusting. Most other constituency groups were generally consistent.

### Safety

Generally, all segments of the responding population feel safe on Pratt's campuses and that Pratt is actively engaged in promoting a welcoming and safe environment.

### Comparison to 2019 Survey

Twelve questions related to Title IX and Safety were asked on both the 2019 and 2021 climate surveys. In every case either the group indicating Strong Agreement or the combination of those indicating any level of agreement was higher in 2021 than 2019. Differences were most significant on two questions. Regarding Pratt's ability to respond to a crisis, the level of agreement was an impressive 10% higher this year than in 2019. Even more outstanding was the 30% jump in agreement that Pratt is committed to the safety of those on campus.

This analysis of survey responses is designed to inform the development of programs, policies, and services to improve safety. It is also meant to support measures designed to prevent and respond to incidents of sexual misconduct. The Fall 2021 Campus Climate Survey was sponsored by Institutional Research and Assessment, and the Offices of Title IX and Public Safety. In keeping with New York State Education Law 129-B this survey is conducted biennially. Prepared March 23, 2022 by Patricia Ciavarelli, Senior Research Analyst, Office of Institutional Research.





## Fall 2021 Climate Survey Who Participated?

Select Demographic  
Minority Status

### Overall Respondent

Demographic-set	Unique Responden..	% of Total Respon..
Minority	1,036	60.7%
Not Minority	672	39.3%
<b>Grand Total</b>	<b>1,708</b>	<b>100.0%</b>

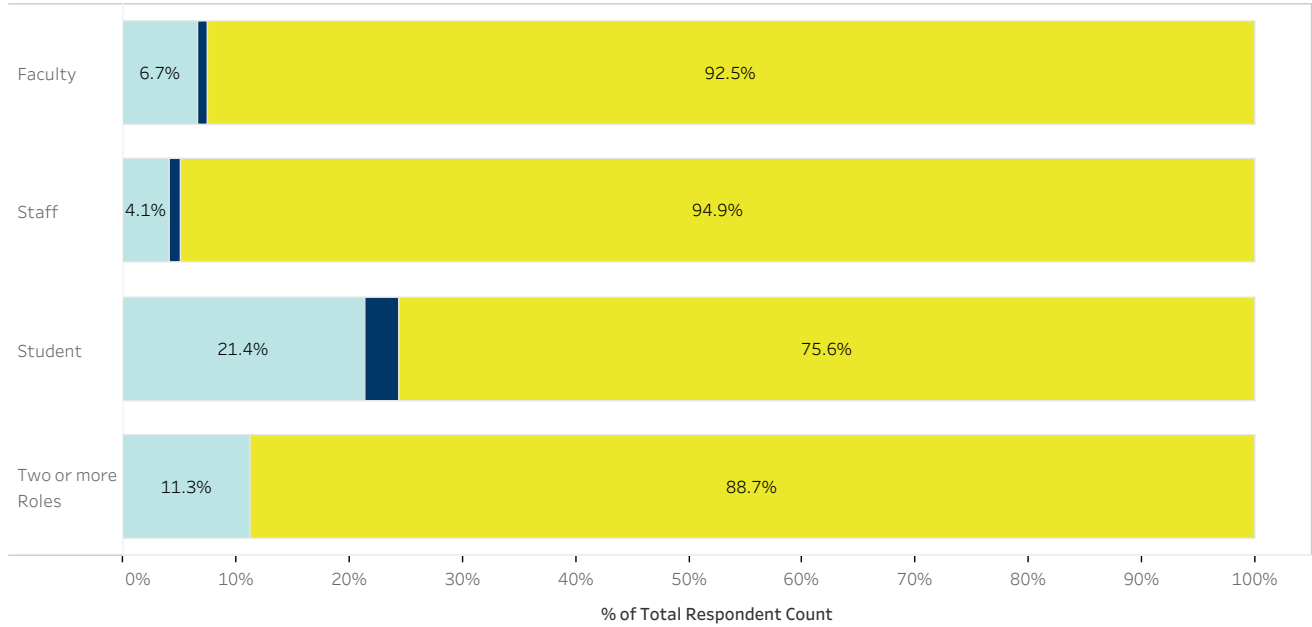
### Constituency Group

Response text	Demographic-set	Respondent Count	% of Total Respond..
<b>Faculty</b>	Minority	76	52.05%
	Not Minority	70	47.95%
	<b>Total</b>	<b>146</b>	<b>100.00%</b>
<b>Full time staff</b>	Minority	104	53.06%
	Not Minority	92	46.94%
	<b>Total</b>	<b>196</b>	<b>100.00%</b>
<b>Part time faculty</b>	Minority	78	36.62%
	Not Minority	135	63.38%
	<b>Total</b>	<b>213</b>	<b>100.00%</b>
<b>Student</b>	Minority	748	68.56%
	Not Minority	343	31.44%
	<b>Total</b>	<b>1,091</b>	<b>100.00%</b>
<b>Two or More Roles</b>	Minority	30	48.39%
	Not Minority	32	51.61%
	<b>Total</b>	<b>62</b>	<b>100.00%</b>



Question 1

Pratt has policies and procedures specifically addressing sexual misconduct.

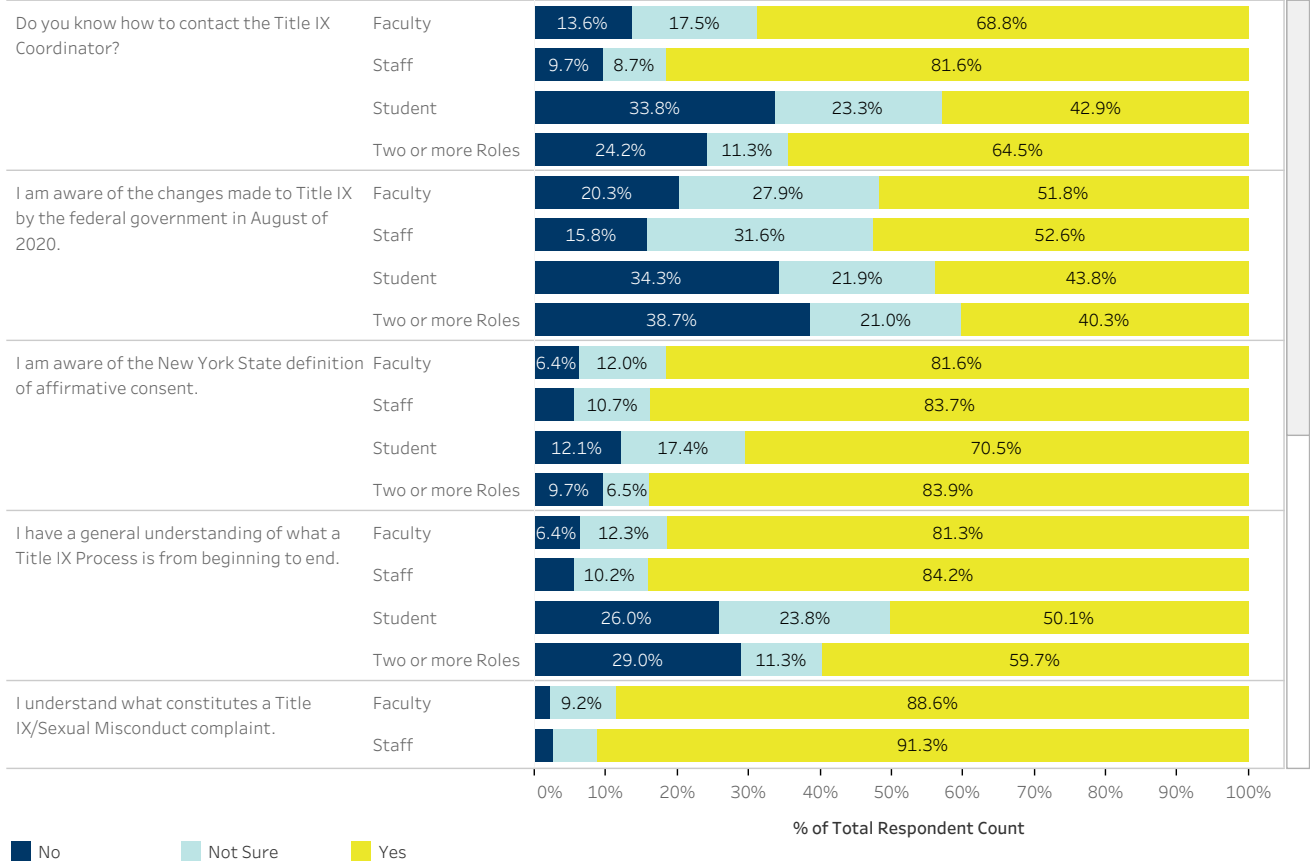


Yes No Not Sure



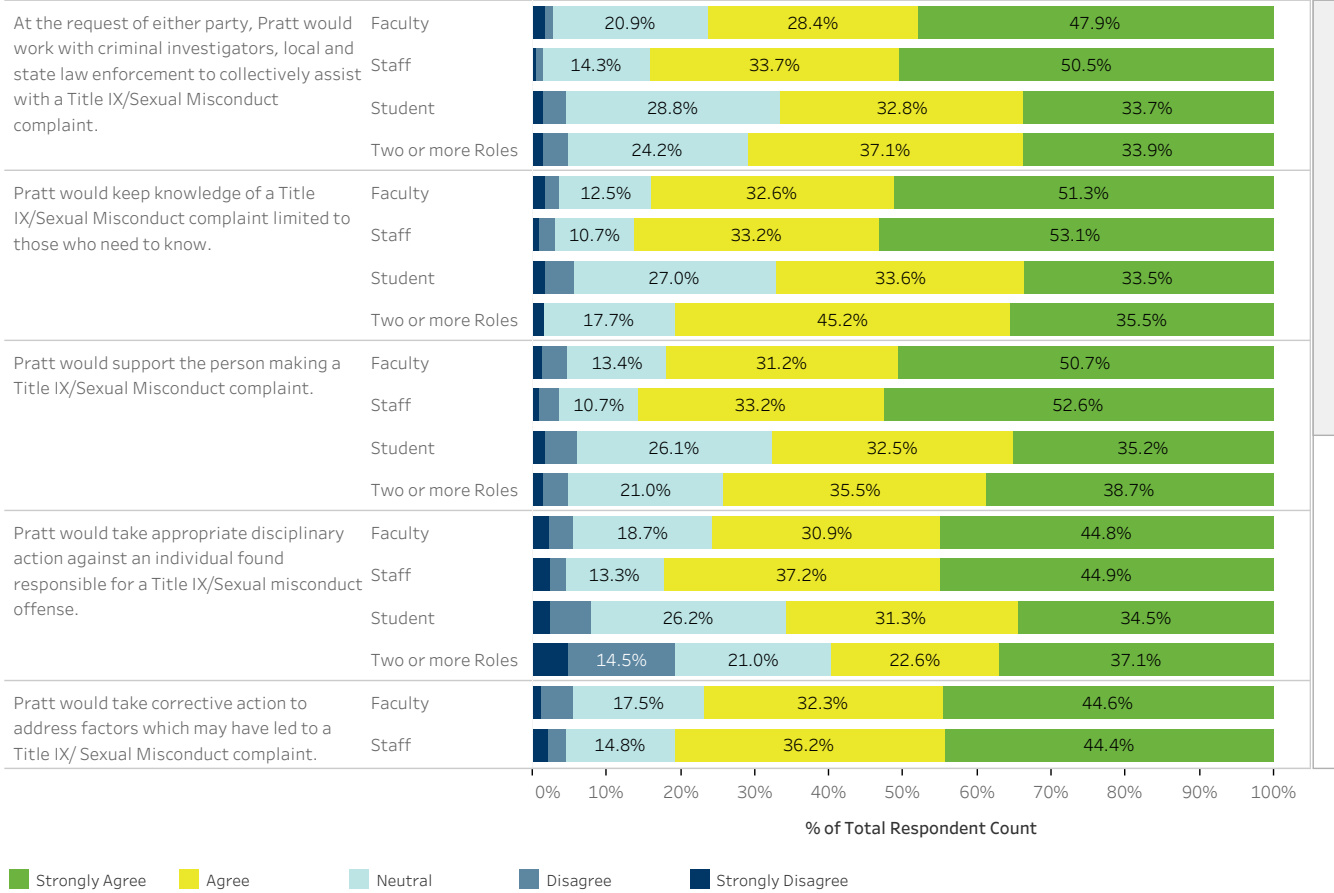
# Fall 2021 Climate Survey General Knowledge

Select Demographic  
Primary Role at Pratt



**Pratt** Fall 2021 Climate Survey  
 Title IX / Sexual Misconduct

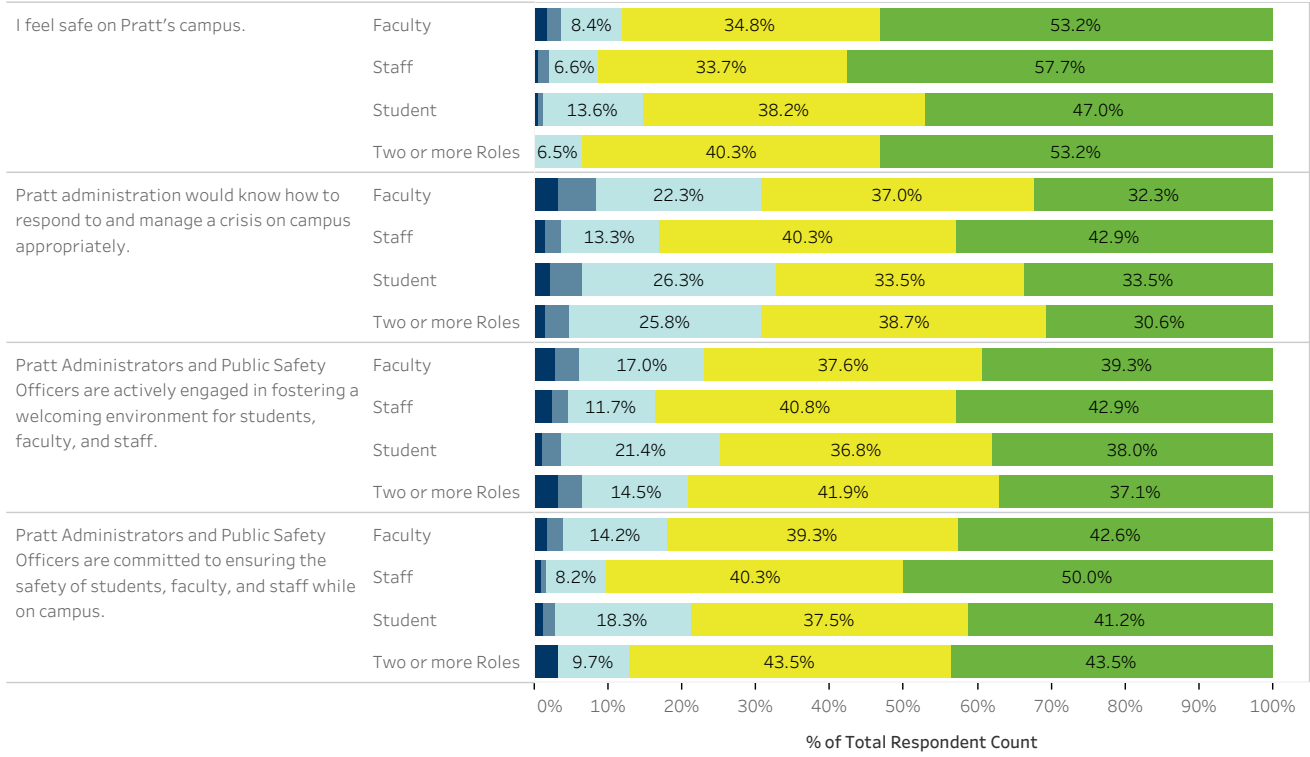
Select Demographic  
 Primary Role at Pratt





# Fall 2021 Climate Survey Safety

Select Demographic  
Primary Role at Pratt



Strongly Agree Agree Neutral Disagree Strongly Disagree



# Fall 2021 Climate Survey Comparison to 2019

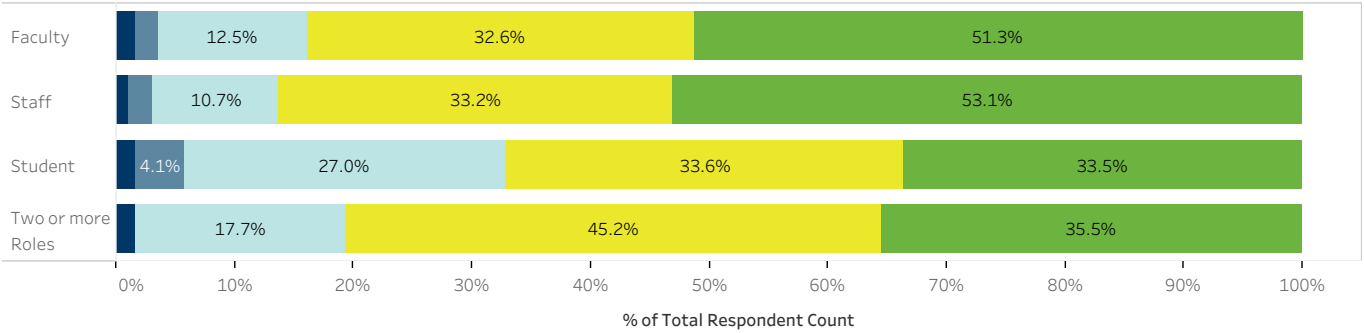
Select Comparison Question  
Section2-Q1

Select Demographic  
Primary Role at Pratt

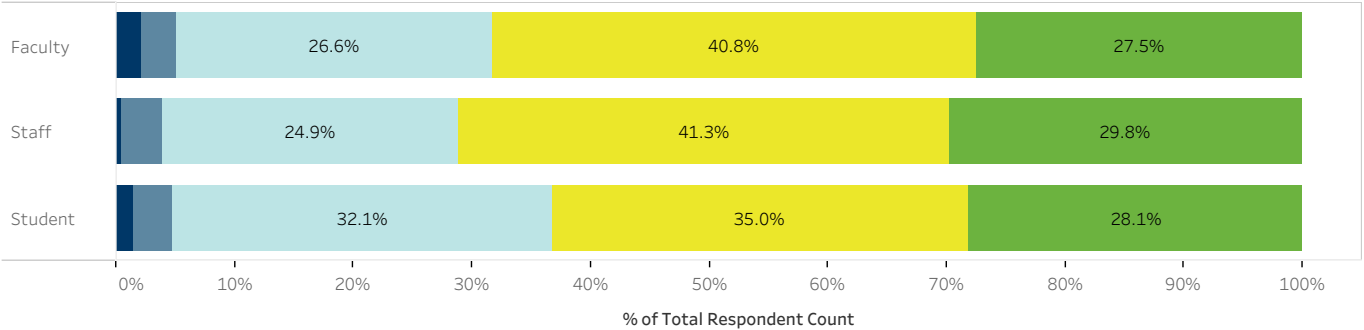
## Question 9

Pratt would keep knowledge of a Title IX/Sexual Misconduct complaint limited to those who need to know.

### 2021 Climate Survey



### 2019 Climate Survey



■ Strongly Agree   
 ■ Agree   
 ■ Neutral   
 ■ Disagree   
 ■ Strongly Disagree