

**Pratt** Orientation 2023


Transfer/MWP students

# ***Orientation Newsletter***

***Vol 2***

# ***Submit a Photo for your Pratt ID***

To create your Pratt ID card, we ask that you submit a photo online prior to August 1.



You will then receive your student ID card during orientation. You will need a copy of your tuition receipt or a residence hall room key to receive your ID. Full instructions are outlined on the [ID card site.](#)

# ***Social Media***



Interact with each other, find out about the Orientation Staff, and stay connected via our social media accounts.

**Instagram: @prattorientation**

# *Steps to join the New Student Discord*

1

Go to [Discord.com](https://discord.com)

2

Go to “**Explore Public Servers**” icon on the left side

3

Under “**Discover**” select “**Student Hubs**”

4

You will be asked to enter your Pratt email address


5

Once you are in, you can search for “**Pratt Orientation Fall 2023**” or find us under “**Social & Study**”.

# ***VECTOR\****

In the coming weeks you will be assigned courses on Vector. These courses are required for all incoming students and must be completed within 30 days. Please complete them when assigned and email [\*\*healthpromotion@pratt.edu\*\*](mailto:healthpromotion@pratt.edu) for any questions or concerns.

\*Undergraduate, graduate, and transfers at Brooklyn campus, PMC, and MWP



# Getting Involved- Engage

SCAN TO GET STARTED!



SASA

PISA



Join Clubs!



Participate!

ISA



Make Friends!



Aura Dance Crew

## Engage

We encourage you to check out Engage at [www.pratt.edu/engage](http://www.pratt.edu/engage) for a list of student clubs/organizations and campus events.

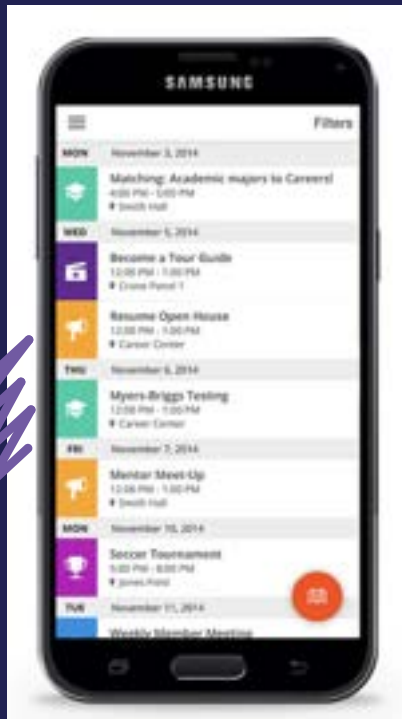
# Getting Involved- Corq

## Corq

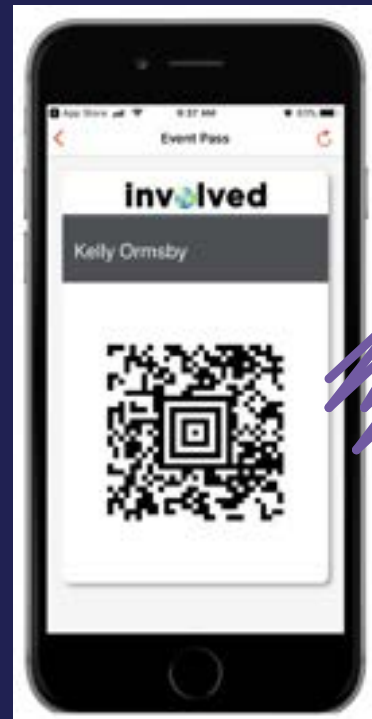
Corq is the **mobile version of Engage** and is available on the Apple Store and Google Play. You will need the app to get your *\*Event Pass* which is required to enter many orientation sessions. **[Click for more information](#)**

## \*Event Pass

The Event Pass is your personal QR code you'll need to enter events during orientation as well as the academic year. Your Event Pass will help you get points to redeem for SWAG prizes. **[Click for more info](#)**



CORQ



EVENT PASS

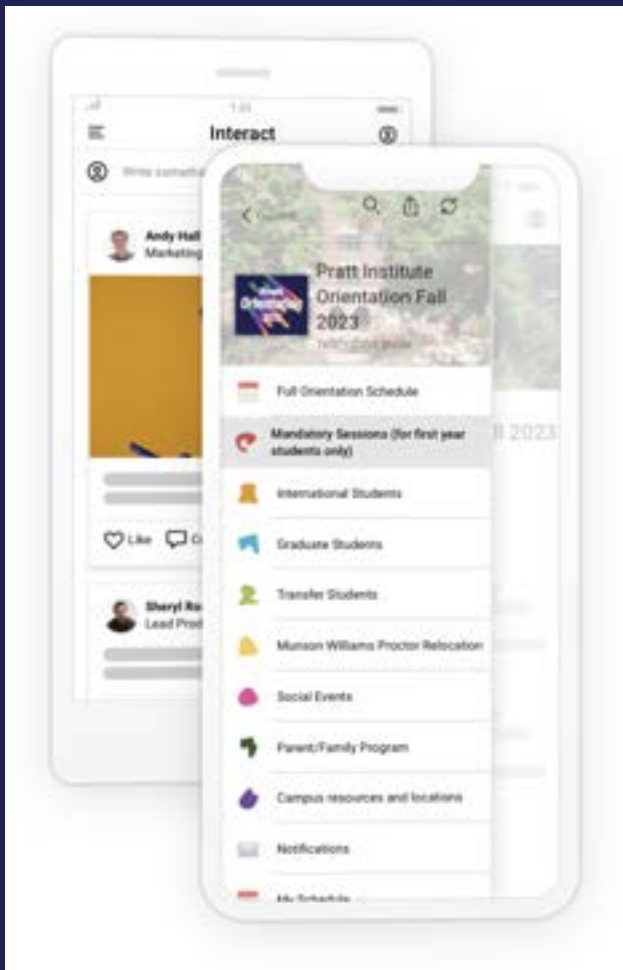


# *Orientation Schedule*

The orientation schedule is on Guidebook and is accessible via mobile or desktop at the following link:

**<https://guidebook.com/g/38maj7i7hter8yevjtzd-20230714154159/>**.

(desktop version) and has the full orientation schedule in the upper left corner. At the bottom of that page are directions for how download it to a mobile device (recommended)




Scan to view the schedule  
on Guidebook



# ***Common Experience***

You should have read the "**The Colossus of New York**" by Colson Whitehead and complete the online AIC 100-01 Academic Integrity Tutorial course you'll find on your Canvas dashboard before attending. **(If you don't see the AIC 100-01 course on your Canvas dashboard, please email [kcullend@pratt.edu](mailto:kcullend@pratt.edu).)** Plan to spend 2 hours in this Common Experience module, led by Pratt faculty. The sessions take place in person.

Please make sure to look at your **orientation schedule on Guidebook** before choosing a session. You will not be able to change your choice after you make it.





# *Contact*

If you have any questions throughout the summer and are not sure who to contact, please email us at [orientation@pratt.edu](mailto:orientation@pratt.edu)